

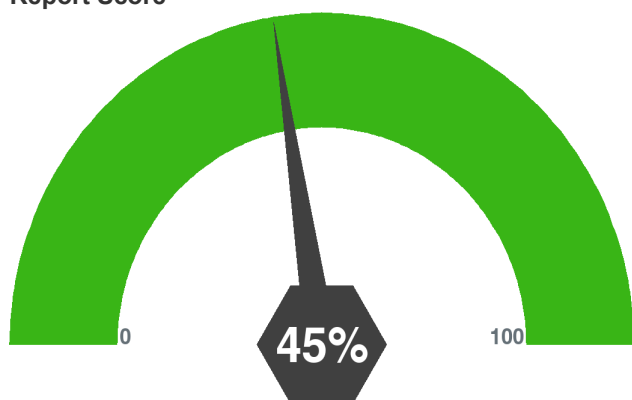
## Excel 2013 - Pivot Module

Report Name Julie Sample  
 Email/ID 12345  
 Date 07/03/2025  
 Test Version 1.0

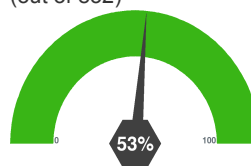
eTicket number 211576955558965817  
 Issued to TEST\_ADMIN  
 Time 10:34:00  
 Time Taken 00:27:00

### Performance Overview

#### Report Score



#### All recorded Scores (out of 832)



### Performance Compared to Other Test Takers

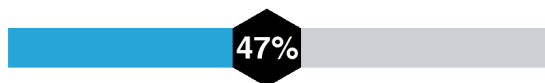
Percentile Ranking



### Performance Analysis

#### Levels

Intermediate - 7 (total 15)



Advanced - 2 (total 5)



#### Topics

ANALYSIS - 9 (total 20)



### QUESTIONS

Q#	Report Name	Status	Time(Sec)	Level
<b>ANALYSIS</b>				
1	Excel 2013 Insert Slicer in PivotTable	✓	165	INT
2	Excel 2013 Create PivotChart	✗	128	INT

Q#	Report Name	Status	Time(Sec)	Level
3	Excel 2013 Filter PivotChart	✗	29	INT
4	Excel 2013 Create PivotTable	✗	95	INT
5	Excel 2013 Filter PivotTable	✗	18	INT
6	Excel 2013 Change PivotTable Summary Function	✓	49	ADV
7	Excel 2013 Display PivotTable Field List	✗	146	INT
8	Excel 2013 Edit PivotTable Data	✗	78	INT
9	Excel 2013 Move PivotChart in Worksheet	✓	83	INT
10	Remove Filter from PivotTable	✓	19	INT
11	Excel 2013 Change PivotChart Layout	✗	18	INT
12	Excel 2013 Change PivotTable Type	✓	42	INT
13	Excel 2013 Add Calculated Field to Table	✗	158	ADV
14	Excel 2013 PivotTable Scenario Report	✗	100	ADV
15	Excel 2013 Display PivotTable Field Headers	✓	86	ADV
16	Excel 2013 Add Fields to PivotTable	✓	105	INT
17	Excel 2013 Apply Style to a PivotTable	✗	61	INT
18	Excel 2013 Change PivotTable Report Layout	✓	42	INT
19	Excel 2013 Resize and Move PivotTable	✓	50	INT
20	Excel 2013 Move Fields in PivotTable	✗	75	ADV